



# Section D - Caps & Panel Moulds



## McCoy MILLWORK

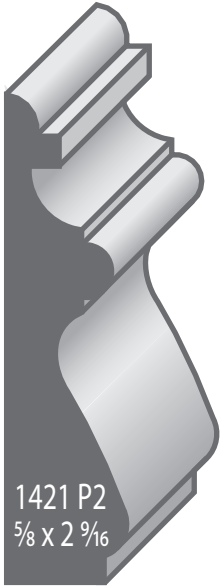
### Custom Shop Services

For custom profiles pricing is determined by the chosen species of wood and quantity. Provide the following:

1. A sample or scale drawing of the profile.
2. Amount of moulding needed in Lineal Feet.
3. Preferred species of wood.
4. Preferred final finish (paint or stain).

Send us your information via email or come in for a quote. You can expect to hear from us regarding pricing in 2 days.  
Manufacturing time varies: 2 days-2 weeks.

Profile #	Pg #	Profile #	Pg #	Profile #	Pg #	Profile #	Pg #
192 T2 Base Cap D-2		706 P2* Panel Mould D-2		1031 P1 Base Cap D-3			
239 P1 Base Cap D-5		707 P2 Base Cap D-3		1032 P1 Base Cap D-4			
240 P1 Base Cap D-4		708 P1 Base Cap D-3		1033 P2 Base Cap D-2			
241 P1 Base Cap D-5		711 P1* Panel Mould D-4		1035 P1 Base Cap D-6			
242 P1 Base Cap D-2		714 P2 Panel Mould D-2		1038 P1 Base Cap D-4			
243 P1 Base Cap D-3		721 M1 Base Cap D-5		1112 P1 Base Cap D-5			
244 P1 Panel Mould D-4		730 P1 Base Cap D-5		1185 M1 Base Cap D-3			
245 P1 Base Cap D-3		738 P1 Panel Mould D-3		1220 P1 Ogee Cap D-5			
246 P1 Base Cap D-5		739 P1 Base Cap D-3		1421 P2 Cap D-2			
247 P1 Base Cap D-5		740 P1* Base Cap D-5		1424 P1 Panel Mould D-5			
249 P1 Panel Mould D-4		741 P1 Panel Mould D-4		1425 P1 Base Cap D-2			
302 P1* Base Cap D-5		743 P1 Base Cap D-4		1440 P1 Base Cap D-3			
421 P1 Base Cap D-3		744 P1* Base Cap D-3		1453 P1 Base Cap D-3			
426 P1 Base Cap D-2		745 P2 Misc Mould D-2		1502 P1 Base Cap D-5			
428 P1 Panel Mould D-4		800 P1 Base Cap D-3		1698 P1 Base Cap D-4			
429 P1 Base Cap D-3		801 P1 Base Cap D-4		1705 P1 Base Cap D-4			
437 P1 Base Cap D-5		812 BV Base Cap D-2		1707 P2 Base Cap D-2			
438 P1 Base Cap D-5		817 P1 Base Cap D-3		1708 P2 Base Cap D-2			
439 P1 Base Cap D-5		818 P2 Base Cap D-2		1709 P1 Base Cap D-5			
440 P1* Shingle Mould D-4		819 P2 Base Cap D-2		1710 P1 Base Cap D-5			
470 P1 Panel Mould D-4		824 P1 Base Cap D-3		1711 P1 Cap/Edge Band D-3			
471 P1 Base Cap D-3		825 P1 Base Cap D-4		1713 P1 Panel Mould D-4			
472 P1* Base Cap D-2		826 P1 Panel Mould D-5					
502 P1* Panel Mould D-4		918 P1 Base Cap D-6					
516 P1* Base Cap D-5		919 P1 Base Cap D-5					
517 P1 Base Cap D-6		920 P1 Base Cap D-6					
518 P1 Base Cap D-6		924 P1 Base Cap D-6					
524 P1 Base Cap D-3		925 P1 Base Cap D-6					
525 P1 Base Cap D-3		926 P1 Panel Mould D-6					
526 P1 Panel Mould D-6		928 P1 Base Cap D-5					
527 P1 Panel Mould D-4		934 P1 Panel Mould D-6					
698 P1 Panel Mould D-5		936 P1 Cap D-6					
699 P1 Base Cap D-4		938 M2 Cap/Panel Mould D-6					
702 P1 Base Cap D-4		945 MV Base Cap D-6					
703 P1* Panel Mould D-6		946 MV Base Cap D-6					
705 P1* Base Cap D-5		951 P1 Panel Mould D-6					



1421 P2  
5/8 X 2 9/16



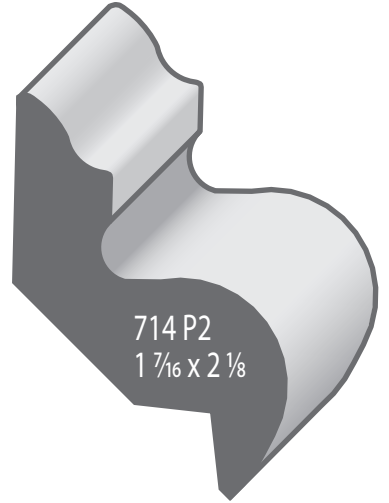
1707 P2  
3/4 X 2 1/2



812 BV  
5/8 X 2 1/2




745 P2  
3/4 X 2 1/2



714 P2  
1 7/16 X 2 1/8



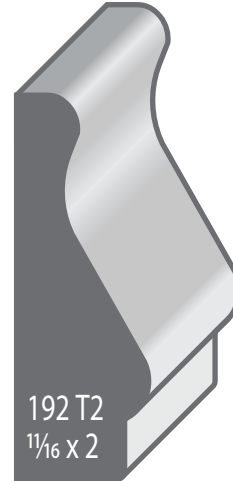
1033 P2  
13/16 X 2 1/8



819 P2  
13/16 X 2 1/16



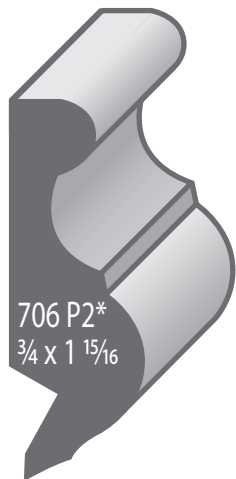
1452 P1  
13/16 X 2



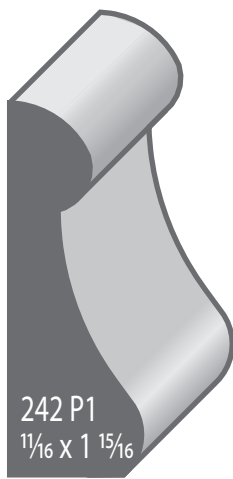
192 T2  
1 1/16 X 2



818 P2  
3/4 X 2



706 P2\*  
3/4 X 1 15/16




242 P1  
1 1/16 X 1 15/16



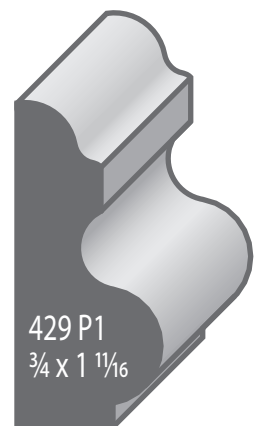
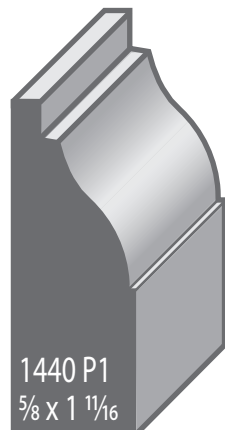
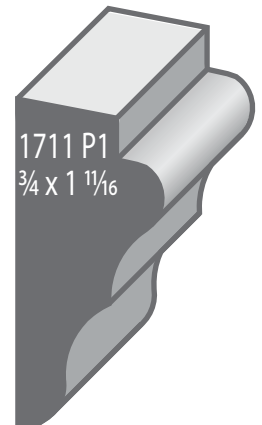



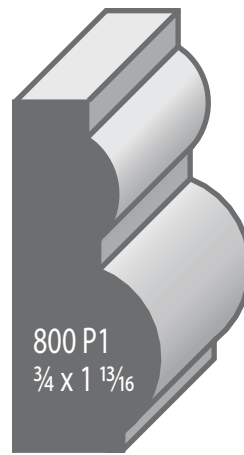
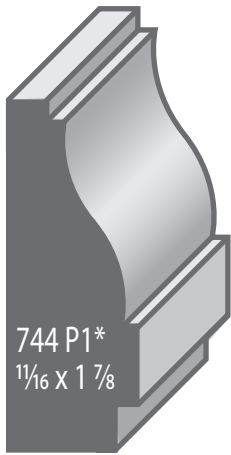
1708 P2  
1 X 1 7/8



426 P1  
3/4 X 1 7/8



472 P1\*  
1 1/16 X 1 7/8

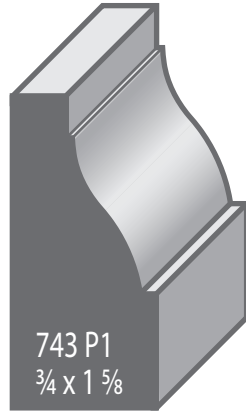




470 P1  
1 3/16 x 1 5/8



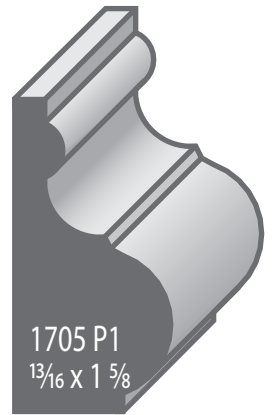
249 P1  
3/4 x 1 5/8




743 P1  
3/4 x 1 5/8



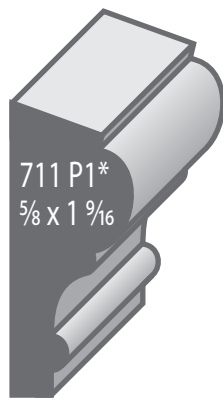
240 P1  
5/8 x 1 5/8



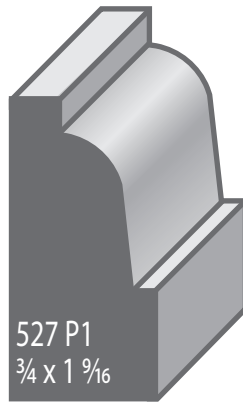
1705 P1  
1 3/16 x 1 5/8



825 P1  
1 1/32 x 1 9/16




711 P1\*  
5/8 x 1 9/16



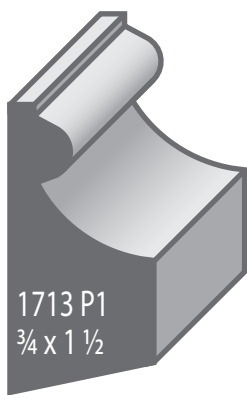
527 P1  
3/4 x 1 9/16



1038 P1  
5/8 x 1 9/16



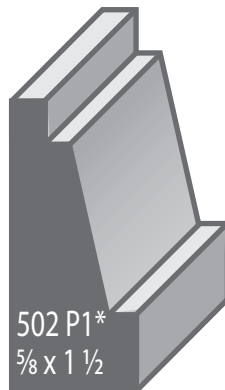
428 P1  
1 3/16 x 1 9/16



1713 P1  
3/4 x 1 1/2



741 P1  
1 1/16 x 1 1/2




502 P1\*  
5/8 x 1 1/2



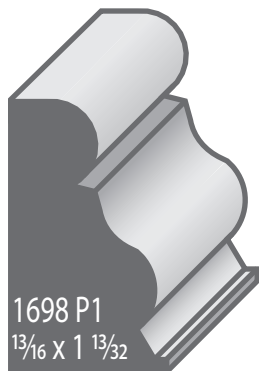
440 P1\*  
5/8 x 1 1/2



244 P1  
3/4 x 1 1/2




702 P1  
1 1/16 x 1 7/16




1698 P1  
1 3/16 x 1 13/32



1032 P1  
3/4 x 1 3/8



699 P1  
3/4 x 1 3/8

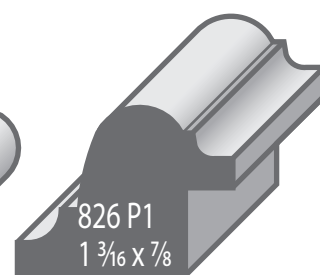

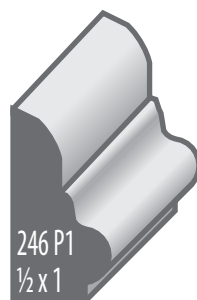


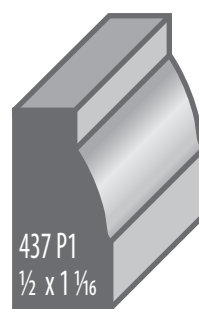
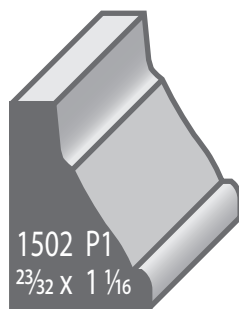

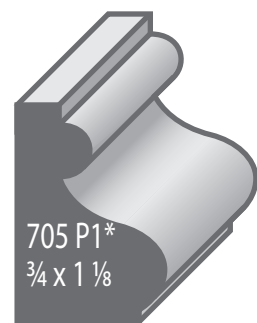
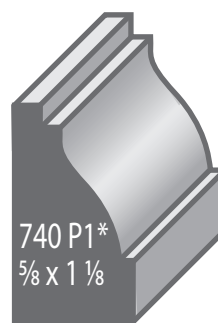

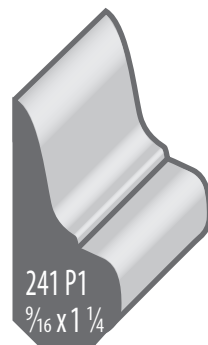




801 P1  
7/16 x 1 3/8




# BASE CAPS & PANEL MOULDS

D-5

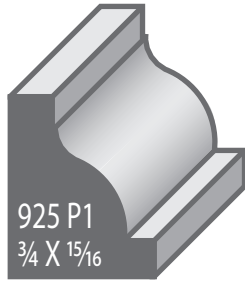




926 P1  
3/4 X 1 5/16




936 P1  
3/8 X 1 5/16




925 P1  
3/4 X 1 5/16




517 P1  
7/16 X 7/8




526 P1  
1/2 X 7/8



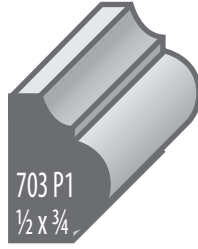
938 M1  
1/2 X 1 3/16




920 P1  
7/16 X 3/4




934 P1  
1/2 X 3/4



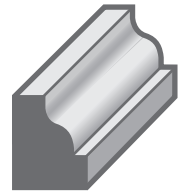
703 P1  
1/2 X 3/4




518 P1  
1/2 X 1 1/16



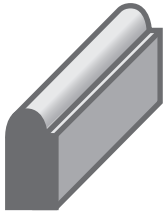
924 P1  
1/2 X 9/16




918 P1  
3/8 X 1/2




1035 P1  
3/8 X 1/2



951 P1  
1/4 X 1/2



946 MV  
1 1/16 X Var



945 MV  
3/4 X Var