



Section D - Caps & Panel Moulds



McCOY MILLWORK

Custom Shop Services

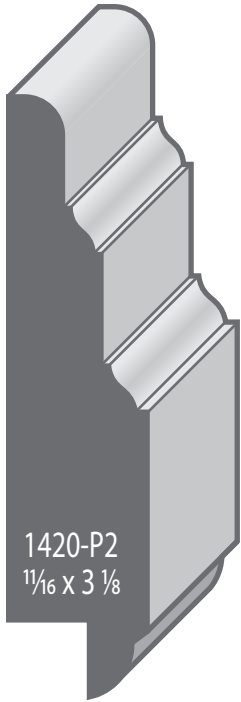
For custom profiles pricing is determined by the chosen species of wood and quantity. Provide the following:

1. A sample or scale drawing of the profile.
2. Amount of moulding needed in Lineal Feet.
3. Preferred species of wood.
4. Preferred final finish (paint or stain).

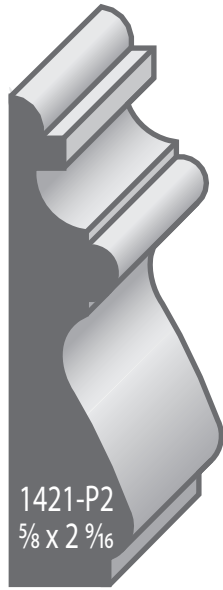
Send us your information via email or come in for a quote. You can expect to hear from us regarding pricing in 2 days.

Manufacturing time varies: 2 days-2 weeks.

Profile #	Pg #	Profile #	Pg #	Profile #	Pg #	Profile #	Pg #
192-T2 Base Cap	94	698-P1 Panel Mould	97	917-P1 Ogee Cap	98	1425 P1 Base Cap	93
238-P1 Base Cap	95	699-P1 Base Cap	96	918-P1* Base Cap	98	1440 P1 Base Cap	95
239-P1 Base Cap	96	702-P1 Base Cap	96	919-P1 Base Cap	97	1453 P1 Base Cap	94
240B-P1 Base Cap	97	703-P1* Panel Mould	98	920-P1 Ogee Cap	98	1502 P1 Base Cap	97
240-P1 Base Cap	95	705-P1* Base Cap	97	921-P1 Ogee Cap	98	1518 P1 Base Cap	98
241-P1 Base Cap	97	706-P2* Panel Mould	94	924 P1 Base Cap	98	1698 P1 Base Cap	96
242-P1 Base Cap	94	707-P2 Base Cap	94	925 P1 Ogee Cap	98	1702 P1 Base Cap	96
243-P1 Base Cap	95	708-P1 Base Cap	95	926 P1 Ogee Cap	98	1705 P1 Base Cap	95
244-P1 Panel Mould	96	711-P1* Panel Mould	96	928 P1 Base Cap	97	1707 P2 Base Cap	93
245-P1 Base Cap	94	714-P2 Panel Mould	93	929 PV Ogee Cap	98	1708 P2 Base Cap	94
246-P1 Base Cap	97	721-M1 Base Cap	97	934 P1 Panel Mould	98	1709 P1 Base Cap	97
247-P1 Base Cap	97	730-P1 Base Cap	97	936 P1 Cap	97	1710-P1 Base Cap	97
249-P1 Panel Mould	95	732-P1 Panel Mould	97	938 M1 Cap	98	1711-P1 Cap/Edge Band	95
302-P1* Base Cap	97	734-P1 Panel Moulding	98	943 M1 Panel Moulding	98	1713-P1 Panel Mould	96
421-P1 Base Cap	94	737-P1 Cap	94	945 MV Base Cap	98	1737-P1 Base Cap	96
426-P1 Base Cap	94	738-P1 Panel Mould	95	946 MV Base Cap	98	1738-P2 Base Cap	93
428-P1 Panel Mould	96	739-P1 Base Cap	95	951 P1* Panel Mould	98	1811-PV Base Cap	93
429-P1 Base Cap	95	740-P1* Base Cap	97	1031 P1 Base Cap	95	1817-P1 Panel Mould	98
437-P1 Base Cap	97	741-P1 Panel Mould	96	1032 P1 Base Cap	96	1818-P1 Cap	95
438-P1 Base Cap	97	743-P1 Base Cap	95	1033 P2 Base Cap	93		
439-P1 Base Cap	97	744-P1* Base Cap	94	1035 P1* Base Cap	98		
440-P1* Shingle Mould	96	745-P2 Misc Mould	93	1036 P2 Base Cap	93		
447B-P1 Panel Mould	97	800-P1 Base Cap	94	1038 P1 Base Cap	96		
469-P1 Base Cap	94	801-P1 Base Cap	97	1051 P1 Base Cap	96		
470-P1 Panel Mould	95	812-BV Base Cap	93	1052 P1 Base cap	97		
471-P1 Base Cap	94	817-P1 Base Cap	94	1112 P1 Base Cap	97		
472-P1* Base Cap	94	818-P2 Base Cap	94	1185B-P1 Base Cap	96		
502-P1* Panel Mould	96	819-P2 Base Cap	93	1185 M1 Base Cap	94		
516-P1* Base Cap	97	824-P1 Base Cap	95	1220 P1 Ogee Cap	97		
517-P1 Base Cap	98	825-P1 Base Cap	96	1240 P1 Base Cap	94		
518-P1 Base Cap	98	826-P1 Panel Mould	97	1244-P1 Panel Mould	95		
524-P1 Base Cap	95	827-P1 Base Cap	96	1318 M1 Panel Moulding	98		
525-P1 Base Cap	94	828-P1 Panel Mould	98	1420 P2 Cap	93		
526-P1 Panel Mould	98	828-P2 Base Cap	93	1421 P2 Cap	93		
527-P1 Panel Mould	95	837-M2 Cap	93	1422 P2 Cap	93		
697-P1 Panel Mould	98	838-P1 Base Cap	96	1424 P1 Panel Mould	97		



1420-P2
1 1/16 X 3 1/8



1421-P2
5/8 X 2 9/16



1707-P2
3/4 X 2 1/2




812-BV
5/8 X 2 1/2



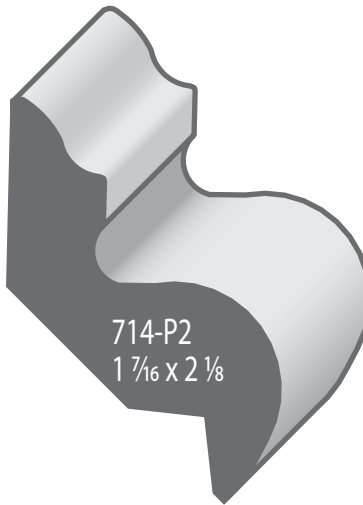
745-P2
3/4 X 2 1/2



828-P2
25/32 X 2 1/4




1422-P2
3/4 X 2 1/4



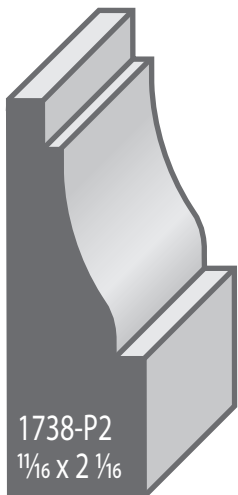
714-P2
1 1/16 X 2 1/8



1033-P2
13/16 X 2 1/8



819-P2
13/16 X 2 1/16



1738-P2
1 1/16 X 2 1/16



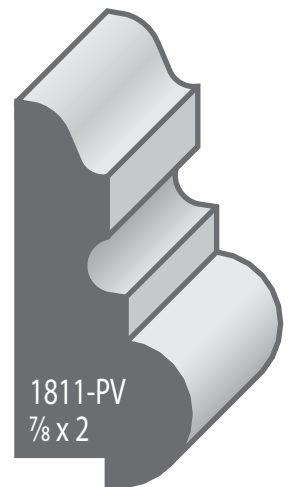
1036-P2
1 1/16 X 2 1/16



1452-P1
13/16 X 2



837-M2
3/4 X 2



1811-PV
7/8 X 2



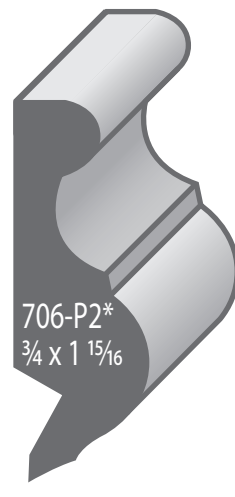
818-P2
3/4 X 2



192-T2
1 1/16 X 2



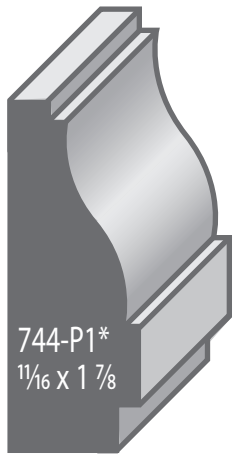
242-P1
1 1/16 X 1 15/16



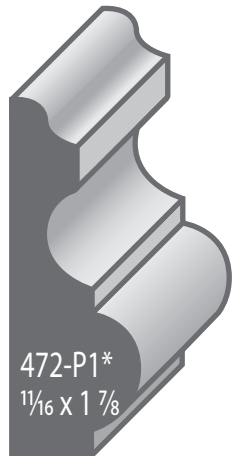
706-P2*
3/4 X 1 15/16



426-P1
3/4 X 1 7/8



744-P1*
1 1/16 X 1 7/8



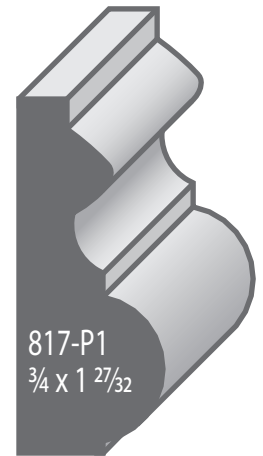
472-P1*
1 1/16 X 1 7/8



1708-P2
1 X 1 7/8




469-P1
7/8 X 1 7/8



817-P1
3/4 X 1 27/32



707-P2
3/4 X 1 13/16



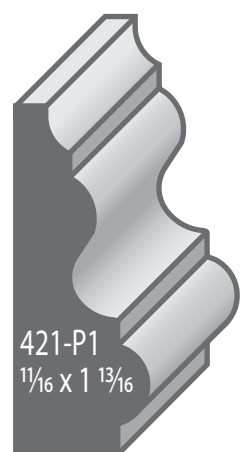
1453-P1
1 1/16 X 1 13/16



800-P1
3/4 X 1 13/16



1240-P1
3/4 X 1 13/16




421-P1
1 1/16 X 1 13/16



471-P1
5/8 X 1 3/4



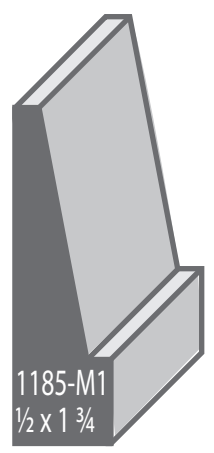
245-P1
5/8 X 1 3/4



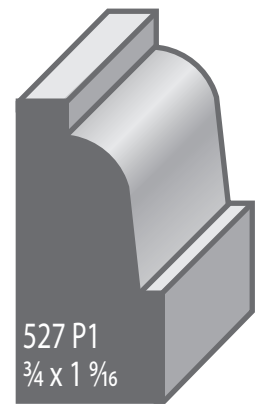
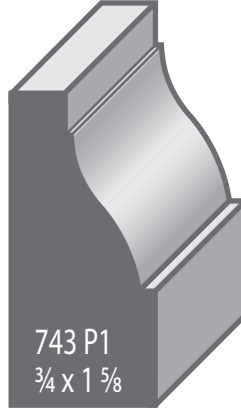
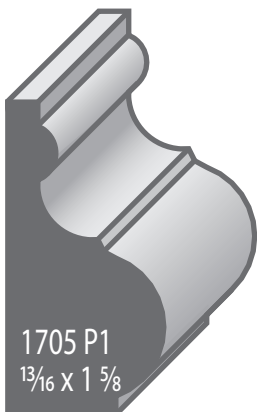

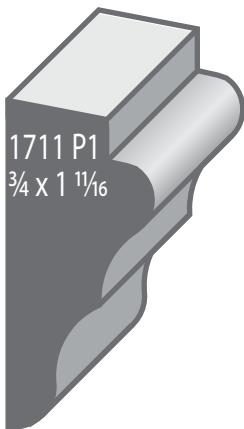

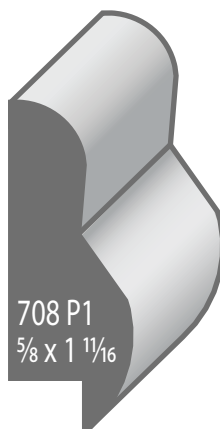


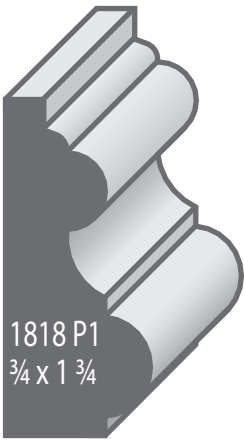
525-P1
3/4 X 1 3/4


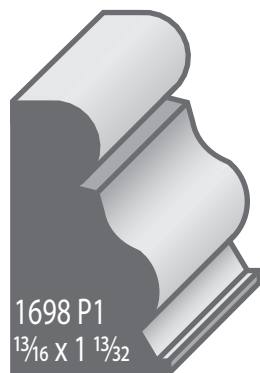


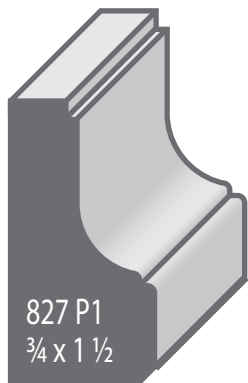


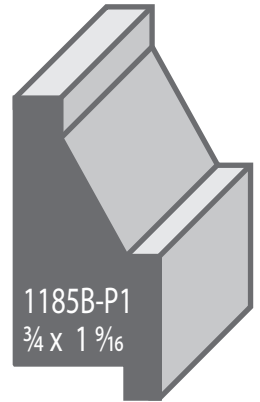
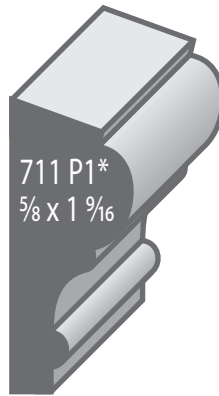




737-P1
3/4 X 1 3/4



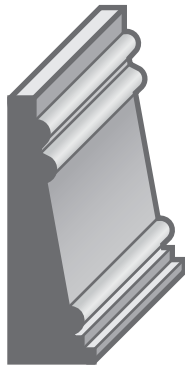
1185-M1
1/2 X 1 3/4







240B P1
1 1/16 x 1 3/8




801 P1
7/16 x 1 3/8




439 P1
1/2 x 1 5/16



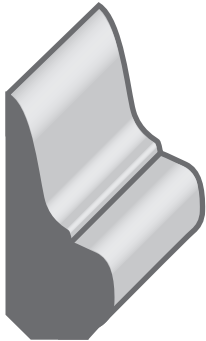
438 P1
3/8 x 1 5/16



721 M1
3/4 x 1 5/16



1112 P1
7/16 x 1 1/4



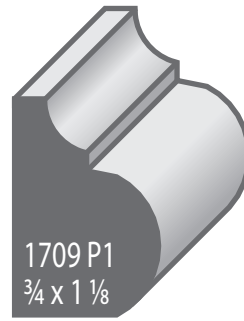
241 P1
9/16 x 1 1/4




1220 P1
5/8 x 1 1/4



516 P1*
9/16 x 1 1/4




1709 P1
3/4 x 1 1/8




1710 P1
25/32 x 1 1/8



740 P1*
5/8 x 1 1/8



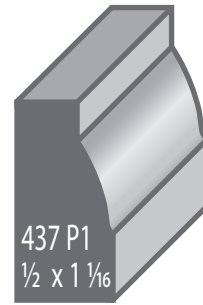
705 P1*
3/4 x 1 1/8



732 P1
19/32 x 1 1/8



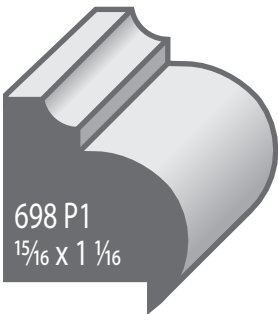
302 P1*
5/8 x 1 1/8



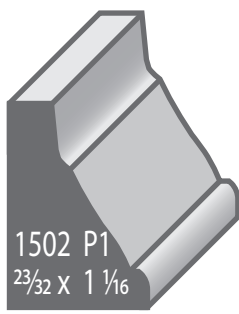
437 P1
1/2 x 1 1/16




1052 P1
7/16 x 1 1/16



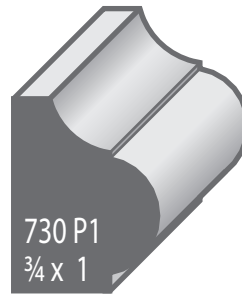
698 P1
15/16 x 1 1/16



1502 P1
23/32 x 1 1/16



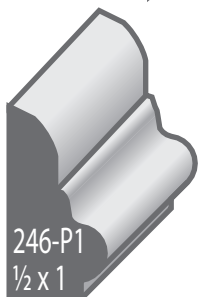
1424 P1
5/8 x 1 1/16



730 P1
3/4 x 1



919 P1
7/16 x 1



246-P1
1/2 x 1




928-P1
7/16 x 1



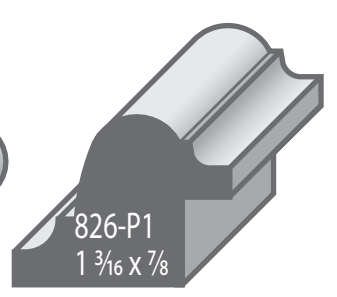
447B-P1
5/8 x 1



936-P1
3/8 x 15/16



247-P1
9/16 x 7/8



826-P1
1 3/16 x 7/8

