

# Section C - Bases

## McCOY MILLWORK

### Custom Shop Services



For custom profiles pricing is determined by the chosen species of wood and quantity. Provide the following:

1. A sample or scale drawing of the profile.
2. Amount of moulding needed in Lineal Feet.
3. Preferred species of wood.
4. Preferred final finish (paint or stain).

Send us your information via email or come in for a quote. You can expect to hear from us regarding pricing in 2 days.  
Manufacturing time varies: 2 days-2 weeks.

Profile #	Pg #	Profile #	Pg #	Profile #	Pg #	Profile #	Pg #
114-BV Base	91	216-BV Variable Base	96	393-B3 Step Base	106	920-P1 Ogee Cap	94
115-BV Variable Base	98	217-BV* Base	93	412-B3* Base	100	922-MV Base	103
135-B2 Base	98	219-MV Base	105	414-BV* Base	100	925-P1 Ogee Cap	94
154-B2 Ogee Step Base	94	230-B2* Base	108	415-BV Base	99	926-P1 Ogee Cap	94
160-BV Base	103	231-B2 Base	108	433-M1 Base Shoe	108	929-PV Ogee Cap	94
161-BV* Base	103	232-B2 Base	108	452-M1 Base Shoe	108	934B-P1 Base Shoe	108
162-BV Variable Base	103	232B-B2 Base	108	453-M1 Base Shoe	108	937-BV Ogee	94
163-BV* Base	103	233-B2 Sanitary Base	108	516-BV Variable Base	95	943-B4 Base	102
164B-B2 Base	95	234-B2 Base	108	516C-BV Variable Base	95	944-BV Base	102
164-BV Base	103	235-BV San Base	108	531-B3 Base	102	960-MV Base	102
167-BV* Base	101	236-B2 Base	108	590-BV Base	105	961-MV Base	105
168-BV Base	100	237-BV Base	105	604-B2 Base	105	993B-BV Variable Base	99
169-BV Base	103	250-B2* Base	107	620-B3 Base	102	993-BV Base	99
176-BV Base	101	251-B2 Base	107	731-MV Base	95	994-BV Base	100
182-MV Base	102	259-B2 Base	97	732-MV Ogee	94	995-B2 Base	99
186-B2* Base	105	259B-B2 Base	97	735-MV Base	95	996-BV Base	99
186B-B3 Base	105	267-B4* Base	98	736B-BV Base	95	997-BV Variable Base	101
188-BV Base	104	270-B2 Base	107	736-BV Base	95	998-B2 Base	100
200-M1* Base Shoe	108	271-B3 Base	107	736C-BV Var Base	95	1037-T2 Plinth/Casing	89
201B-B4 Base	98	273-B2 Base	107	736E-BV Var Base	104	1116-BV Variable Base	101
202-BV Variable Base	91	277-BV Sanitary Base	107	771-MV Misc/Plinth	88	1155-BV Ogee Base	92
203-B4 Base	90	278-2 Base	107	802-BV Base	101	1201-BV Base	98
204-B2* Base	107	279-BV* Sanitary Base	107	806-BV Variable Base	102	1202-BV Base	106
204B-B2 Base	107	280-B2* Ogee Base	93	809-BV Base	102	1205-BV Variable Base	99
204-BV* Base	107	281-B2 Ogee Base	93	810-BV Base	100	1209-BV Var Base	96
205-B2 Base	107	282-BV Base	103	811-BV Base	99	1210-BV Variable Base	96
206-BV Variable Base	98	284-BV Base	93	813-BV Ogee Base	94	1217-BV Variable Base	96
208-B2* Base	97	285-B4* Ogee Base	93	814-BV Base	105	1255-B4 Ogee Base	92
210-B3 Base	96	286-BV Base	93	815-BV Base	101	1256-B4 Ogee Base	92
211-B3* Base	96	287-BV Base	93	816-BV Variable Base	100	1259-BV Variable Base	97
212-B2 Base	97	288-BV Ogee Base	92	817-BV Variable Base	99	1267-BV Variable Base	99
212B-B2 Base	97	330-BV Base	104	819-BV Base	100	1268-BV Variable Base	97
213-B3 Base	96	331-MV Base	104	822-BV Base	98	1280B-BV Ogee Base	93
214-B2 Base	97	385-MV Base	106	823-BV Base	104	1280-BV Ogee Base	93
215-B3 Base	97	389-BV Base	106	917-P1 Ogee Cap	94	1281-BV Base	104
216B-B3 Base	96	391-BV Base	106	918-P1* Base Cap	94	1286B-B2 Ogee Base	93








PL-5V  
1 ¼ x Var



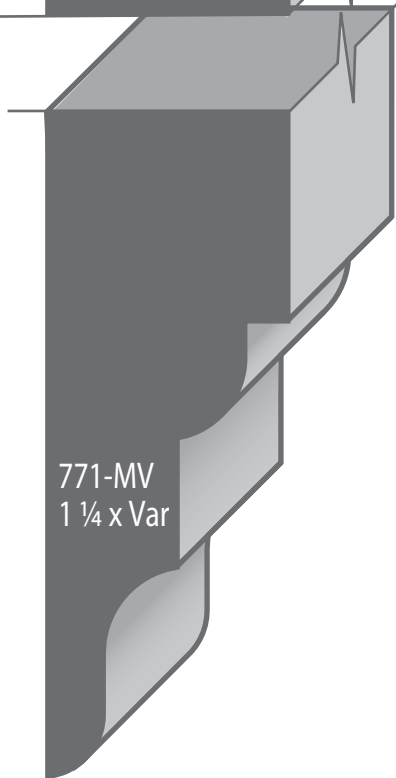
PL-6V  
1 X Variable



PL-7V  
1 ⅙ x Var




PL-8V  
⅞ X Variable



771-MV  
1 ¼ x Var





Plinth for casing 248 P2  
pair with Base 331 BV

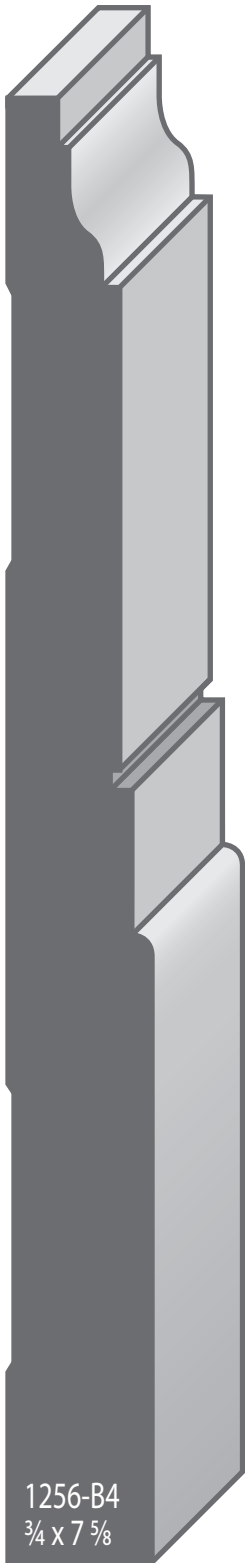




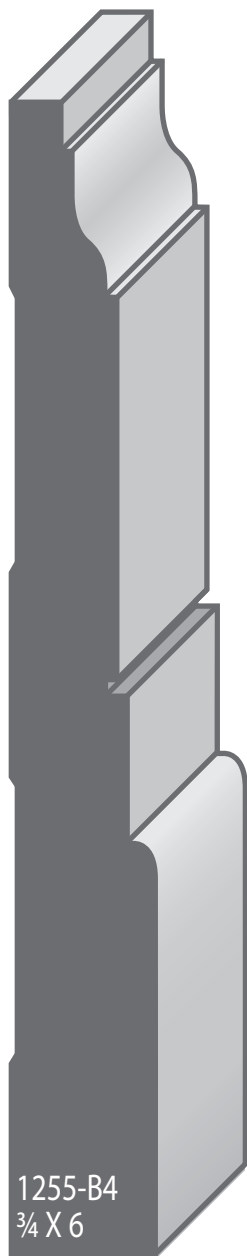
Designed for use  
with Base Cap  
708 P1







1256-B4  
 $\frac{3}{4} \times 7 \frac{5}{8}$




1255-B4  
 $\frac{3}{4} \times 6$




1155-BV  
 $1 \frac{1}{16} \times \text{Var}$



2286-B4  
 $\frac{9}{16} \times 5 \frac{5}{16}$



2280-BV  
 $\frac{3}{4} \times \text{Var}$

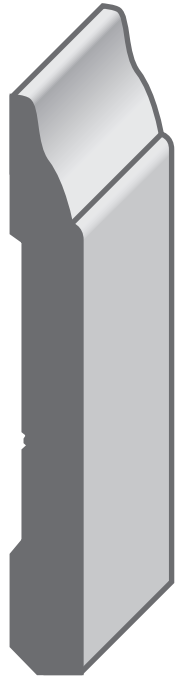


288-BV  
 $\frac{3}{4} \times \text{Var}$






1286B-B2  
9/16 x 3 5/8




217-BV\*  
3/8 x Var



287-BV  
1/2 x Var



286-BV  
7/16 x Var




281-B2  
5/8 x 3 1/2



285-B4\*  
5/8 x Var



1286-BV  
5/8 x Var




1280-BV  
1 1/16 x Var



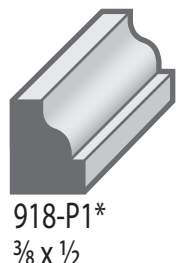

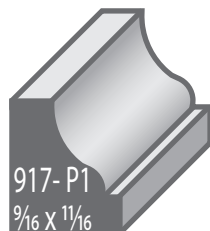
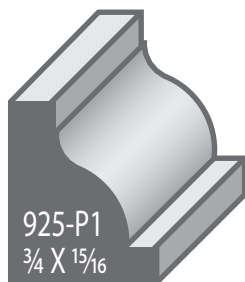
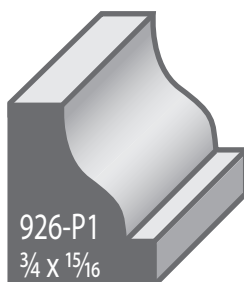
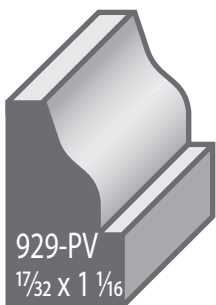
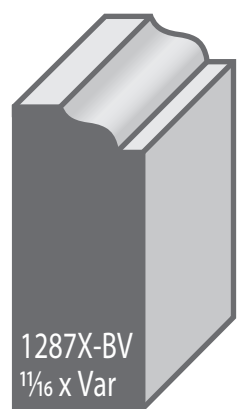



1280B-BV  
5/8 x 5 3/8




280-B2\*  
5/8 x 3 1/2



284-BV  
5/8 x Var





736B-BV  
9/16 x 5 1/2




736C-BV  
3/4 x Var




736-BV  
1/2 x Var



735-MV  
3/4 x 3



731-MV  
3/4 x Var




516B-BV  
5/8 x Var




1331-BV  
1 3/32 x 3-1/4



164B-B2  
1 x 3 7/16



516C-BV  
1 3/16 X VAR





215 B2  
 $\frac{9}{16} \times 3 \frac{1}{8}$



214-B2  
 $\frac{17}{32} \times 3 \frac{3}{16}$



212 B2  
 $\frac{9}{16} \times 3 \frac{1}{8}$



212B-B2  
 $\frac{9}{16} \times 3 \frac{1}{16}$



COLONIAL BASES



259B-B2  
 $\frac{9}{16} \times 3 \frac{1}{4}$



259-B2  
 $\frac{1}{2} \times 3 \frac{1}{16}$



208-B2\*  
 $\frac{1}{2} \times 3 \frac{1}{8}$



1259 BV  
 $\frac{1}{2} \times \text{Var}$



1268-BV  
 $\frac{9}{16} \times \text{Var}$



267 B4\*  
1/2 x 5 3/16



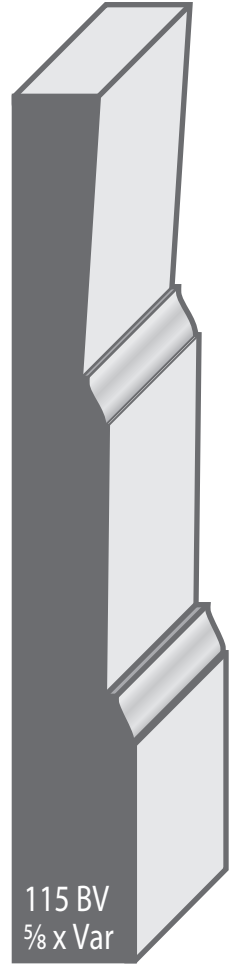
201b B4  
5/8 x 5 3/16



1415 BV  
3/4 x Var



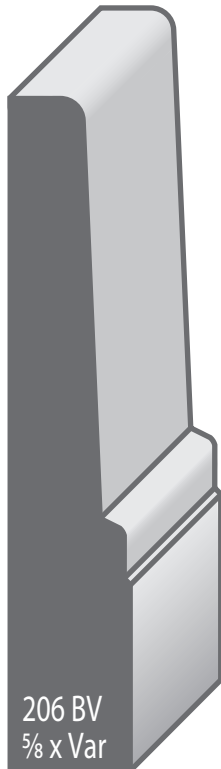
1416 BV  
13/16 x Var



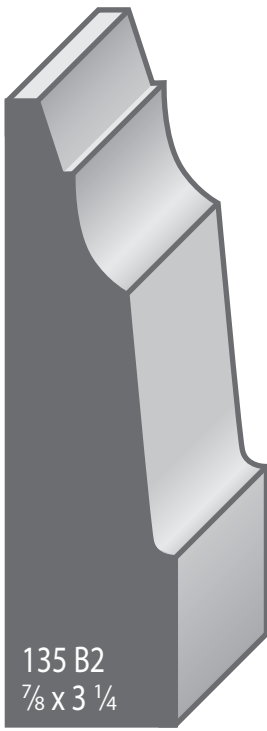
115 BV  
5/8 x Var



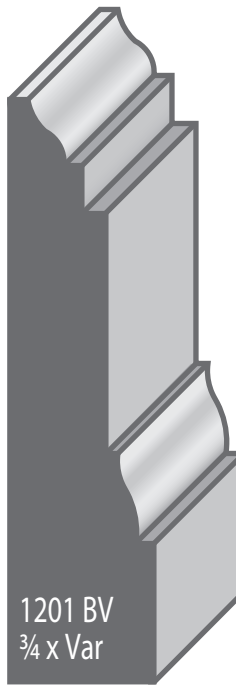
3010 B3  
3/4 x 3 1/2



206 BV  
5/8 x Var




135 B2  
7/8 x 3 1/4



1201 BV  
3/4 x Var




822-BV  
3/4 x Var



2267-B4  
25/32 x 9 1/4



1205 BV  
17/32 x Var



817 BV  
9/16 x Var



1267 BV  
9/16 x Var



2205-B2  
1/2 x 3 7/8



415-BV  
1/2 x Var



996 BV  
5/8 x 5 1/2



993 BV  
5/8 x Var



811 BV  
3/4 x Var




993B-BV  
1 1/16 x Var



995 B2  
1 1/16 x 3 7/16



2293-B4  
5/8 x 7 1/4



810 BV  
3/4 x Var



819 BV  
3/4 x Var




2245-B4  
5/8 x 4 1/2



816 BV  
5/8 x 5



412 B3\*  
5/8 x Var




414 BV\*  
5/8 x Var



998 B2  
9/16 x 3 1/2





168-BV  
5/8 x Var



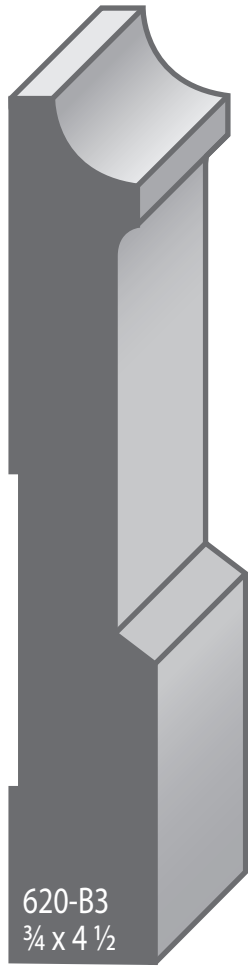
994-BV  
9/16 x 3 3/8







943-B4  
5/8 x 5 1/4




620-B3  
3/4 x 4 1/2




944-BV  
3/4 x Var



182-MV  
5/8 x Var




960-MV  
3/4 x Var



806-BV  
5/16 x Var



809-BV  
3/4 x Var



1815-BV  
9/16 x 3 1/8






531-B3  
9/16 x 4






2713-B2  
15/16 x 3




1816-B2  
3/4 x 3







Knife reground 3-2021



1412 M1  
1/4 - 1/2 groove




219 MV  
1 1/16 x Var



237 BV  
3/4 x Var




961 MV  
3/4 x Var




1503 BV  
9/16 x Var



604 B2  
3/4 x 3 7/16




186 B2\*  
1 1/16 x 3 1/2






186B-B3  
1 3/16 4 1/2





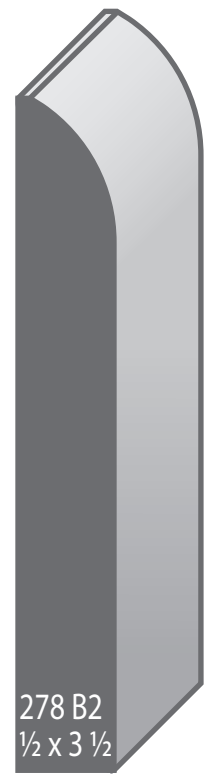
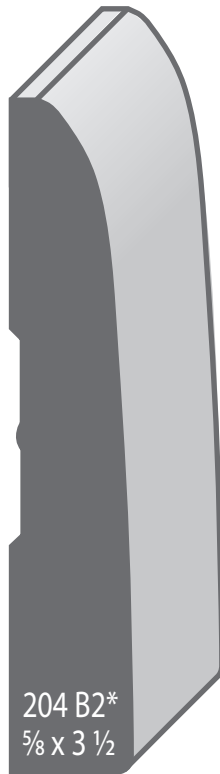



814 BV  
3/4 x Var




590 BV  
5/8 x 5 1/4








234 B2  
5/8 X 3 1/2



232B-B2  
1 3/16 X 3 9/16



236-B2  
3/4 X 3 1/2




231 B2  
1 1/16 X 2 1/2



232 B2  
9/16 X 2 1/2



230 B2\*  
9/16 X 2 3/16




233 B2  
3/4 X 2




235 BV  
1 3/16 X 2




# BASE SHOES




1410 M1  
1/2 X 1 1/4



452 M1  
3/4 X 1



433 M1  
3/8 X 7/8




200 M1\*  
1/2 X 3/4



453 M1  
7/16 X 3/4



SNW-451  
1/2 X 3/4



934B-P1  
9/16 X 1/2