



Section E - Miscellaneous



McCOY MILLWORK

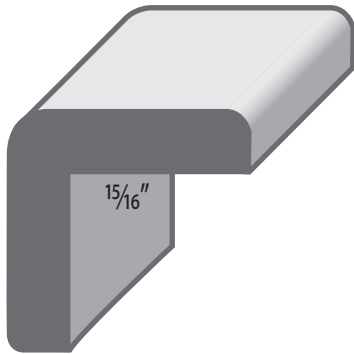
Custom Shop Services

For custom profiles pricing is determined by the chosen species of wood and quantity. Provide the following:

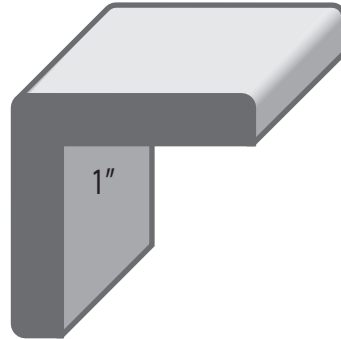
1. A sample or scale drawing of the profile.
2. Amount of moulding needed in Lineal Feet.
3. Preferred species of wood.
4. Preferred final finish (paint or stain).

Send us your information via email or come in for a quote. You can expect to hear from us regarding pricing in 2 days.
Manufacturing time varies: 2 days-2 weeks.

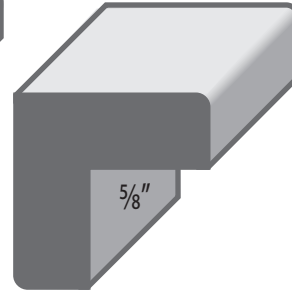
Profile #	Pg #	Profile #	Pg #	Profile #	Pg #	Profile #	Pg #
131 PV Shaker Cove	E-10	497 T2 Misc	E-7	820 MV Chair Rail	E-5	1162 M2 Edge Band	E-6
184b D2 Chair Rail	E-5	500 P1* Shaker Cove	E-10	830 M1 Cove	E-8	1164 M1 Edge Band	E-6
184 D2* Chair Rail	E-5	501 P1* Shaker Cove	E-10	834 M2 Chair Rail/Misc	E-5	1287 BV Ogee	E-9
187 D2 Chair Rail	E-4	523 M1 Shingle	E-6	835 M1 Pencil Moulding	E-2	1370 D2 Chair Rail	E-7
187 PV Cove	E-10	600 M1* Cove	E-10	840 M1 Misc Mould	E-9	1401 M1 Misc Mould	E-9
189 DV Chair Rail	E-6	602 P1 Cove	E-10	841 M1 Misc Mould	E-9	1494 DV Chair Rail	E-4
268 D2 Misc	E-8	607 C2 Corbel/Misc	E-7	923 P1 Panel Mould	E-9	1496 D2 Chair Rail	E-4
286 MV Chair Rail	E-4	680 D2 Chair Rail	E-5	925 M1 Misc	E-8	1501 P1 Shaker Cove	E-10
296 D2 Chair Rail	E-3	700 P1 Panel Mould	E-9	927 P1 Panel Mould	E-9	1510 C2 Misc	E-7
298 D2 Chair Rail	E-3	704 BV Ovolo	E-10	935 M1 Misc Moulding	E-9	1517 P1 Shingle	E-8
299 P1 Cove	E-10	704 P1 Ovolo	E-10	937 BV Ogee	E-9	1699 M1 Misc Mould	E-9
300 P1* Cove	E-10	709 D2 Chair Rail	E-5	938 M2 Misc	E-7	1701 MV Ovolo	E-10
301 P1* Cove	E-10	715 D2* Chair rail	E-3	939 BV Ogee	E-9	1702 M1 Ovolo	E-10
323 M1 Quarter round	E-10	722 D2 Chair Rail	E-4	962 M2 Chair Rail	E-6	1704 P1 Ovolo	E-10
324 M1* Quarter Round	E-10	723 M2 Chair Rail	E-3	974 M2 Chair Rail	E-5	1745 P2 Chair Rail	E-3
325 M1 Quarter Round	E-10	724 P1 Misc Mould	E-8	977 D1 Chair Rail	E-6	1760 M2 Misc	E-7
326 M1 Quarter Round	E-10	732 MV Ogee	E-9	977 D2 Chair Rail	E-5	1810 M2 Misc/Pict Rail	E-7
333 M1 Misc Mould	E-9	733 M1 Misc	E-6	979 D2 Chair Rail	E-5	1813 M2 Misc	E-8
334 M2 Half Round	E-10	748 P2 Chair Rail	E-3	981 D2 Chair Rail	E-5		
380 M1 Corner Mould	E-2	749 P2 Chair Rail	E-3	981 MV Misc Mould	E-9	B	
382 M1 Corner Mould	E-2	752 D4* Chair Rail	E-3	982 M2 Misc	E-7	BD TG2 Bead Board	E-2
383 M1 Corner Mould	E-2	754 D3 Chair Rail	E-4	1002 DV Chair Rail	E-4	F	
400 M1 Misc Mould	E-9	760 M1 Misc	E-8	1005 D2 Chair Rail	E-4	FLOOR V T&G	E-11
401 M1 Misc Mould	E-9	762 M1 Misc	E-8	1006 D2 Chair Rail	E-4	G	
402 M1 Misc	E-8	777 TG2 Bead Board	E-2	1019 A1 Misc Mould	E-9	GRV TGV T&G	E-11
403 M1 Crown	E-8	778 TGV Wainscot	E-2	1034 P2 Misc	E-7	R	
404 P1 Panel Mould	E-9	779 TG2 Wainscot	E-2	1036 M1 Ovolo	E-10	RAD1 TGV T&G	E-11
430 M1 Screen Mould	E-9	780 P1 Wainscot Cap	E-3	1040 M1 Edge Band	E-6		
446 EV Ovolo	E-10	803 D2 Chair Rail	E-4	1050 M1 Edge Band	E-6		
447 P1 Misc	E-8	803 MV Floor Transition	E-11	1060 M1* Edge Band	E-6		
450 M1 Quarter Round	E-10	804.2 M2 Chair Rail	E-4	1070 M2 Chair Rail	E-6		
473 P2 Edge Band	E-6	804 M2 Floor Mould	E-11	1080 M1 Edge Band	E-6		
474 P1 Misc	E-9	805 MV Floor Transition	E-11	1081 M1 Edge Band	E-5		
476 P1 Panel Mould	E-6, E-8	808 D2 Chair Rail	E-4	1082 M1 Edge Band	E-6		
479 P2 Misc Mould	E-7	813 MV Base Cap	E-9	1090 M1 Edge Band	E-6		
484 C2 Misc	E-8	816 P1 Pencil Mould	E-8	1119 T2 Chair Rail	E-3		



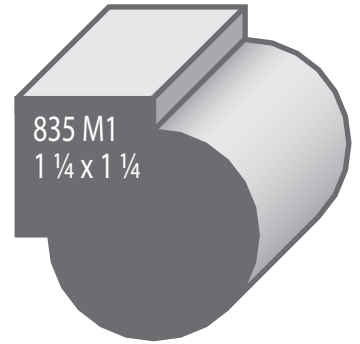
382 M1
1 1/4 x 1 1/4



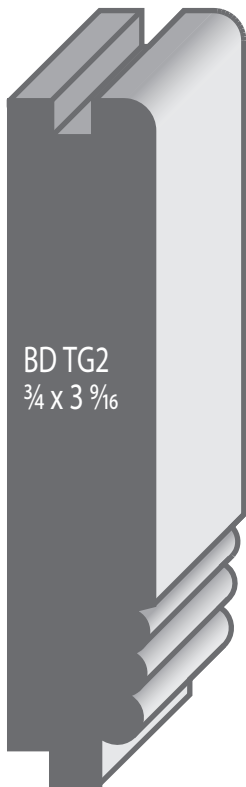
383 M1
1 1/4 x 1 1/4




380 M1
1 x 1



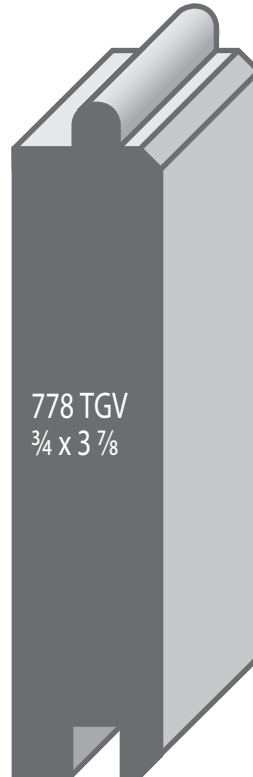
835 M1
1 1/4 x 1 1/4



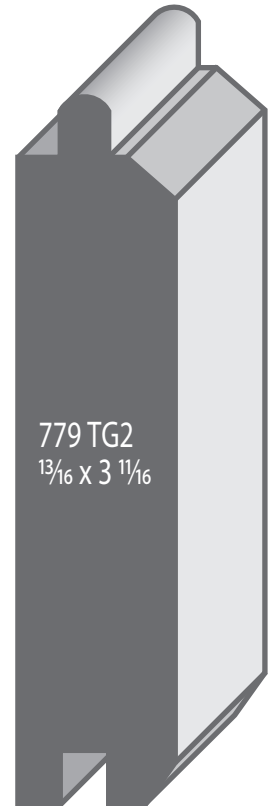
BD TG2
3/4 x 3 9/16



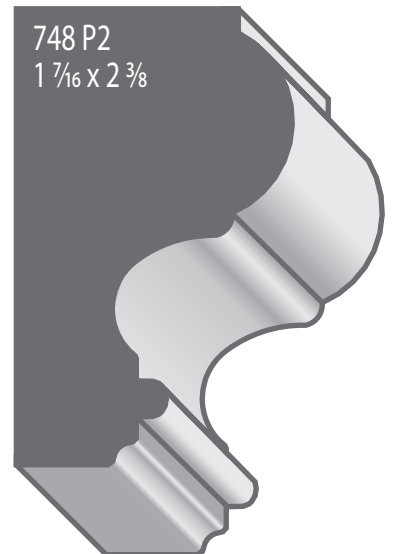
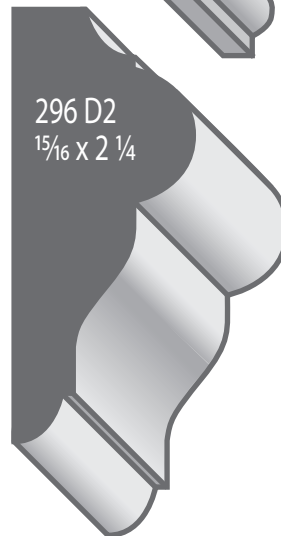
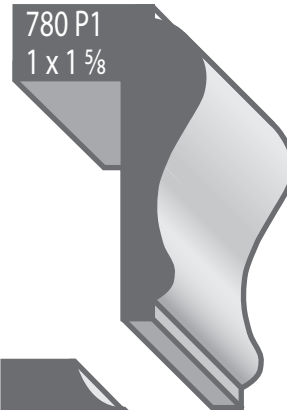

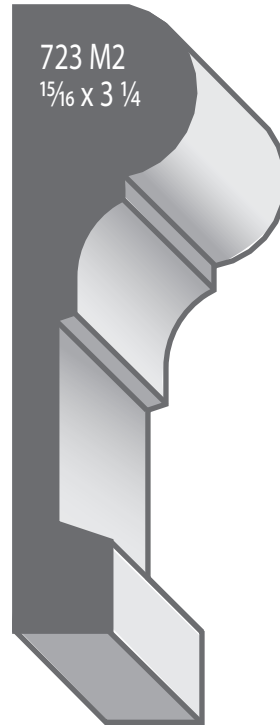
777 TG2
9/16 x 3 1/4

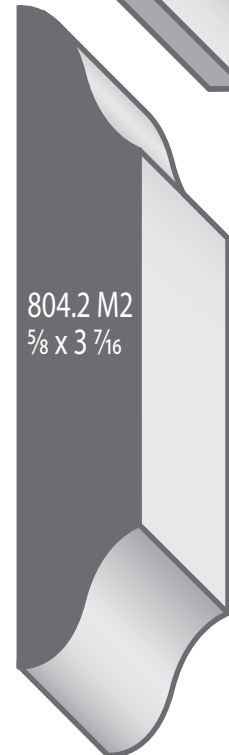
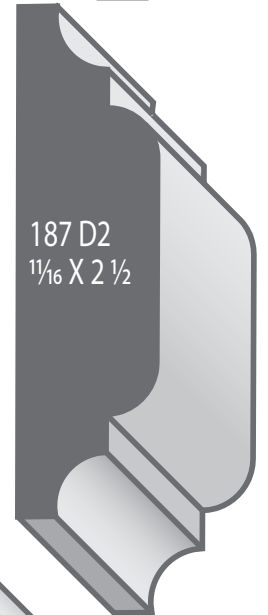
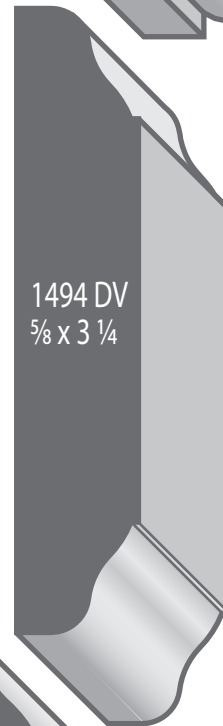
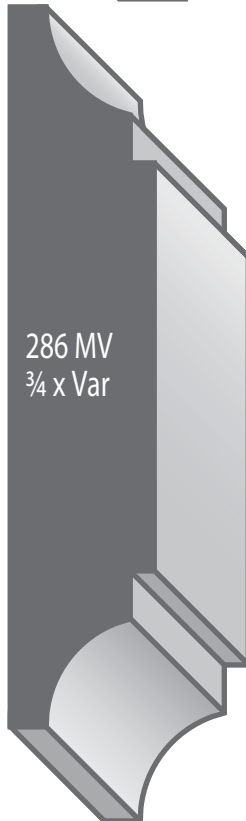
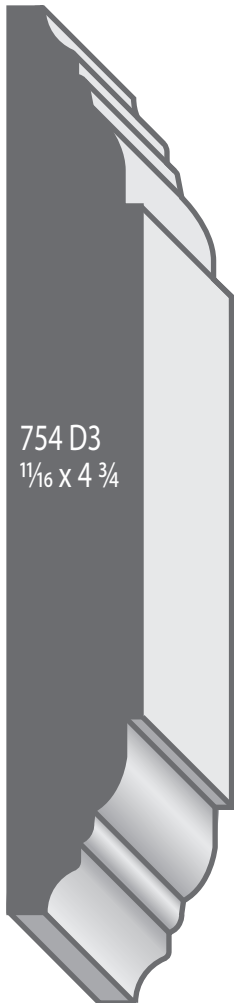
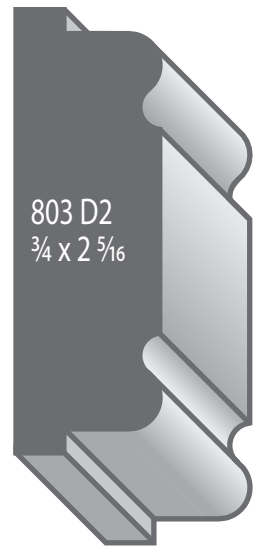
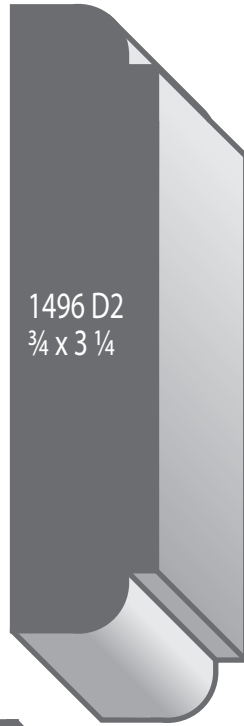
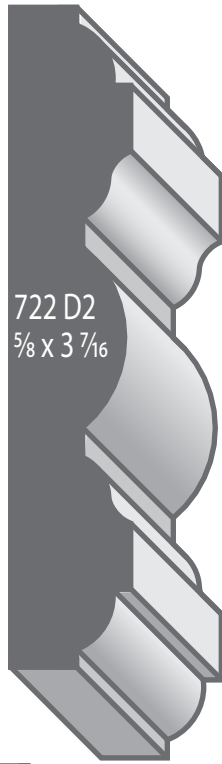
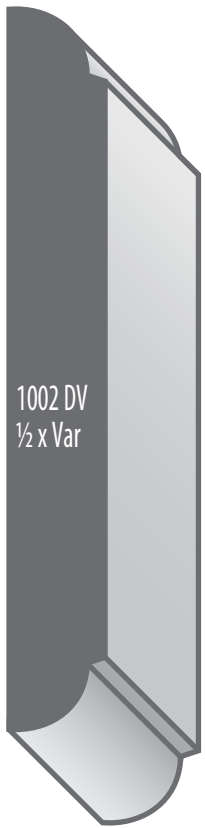


778 TGV
3/4 x 3 7/8



779 TG2
13/16 x 3 11/16

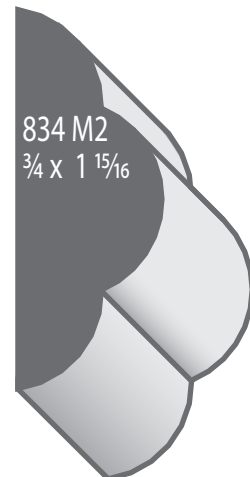

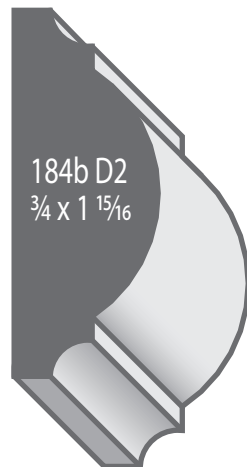
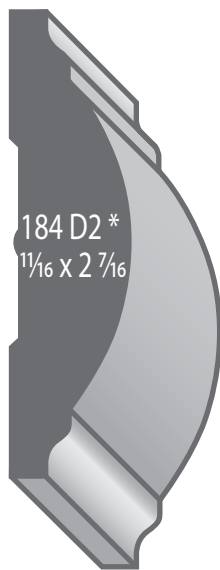
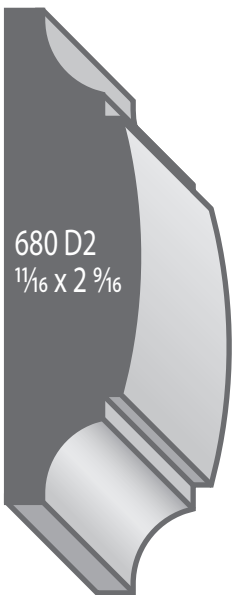
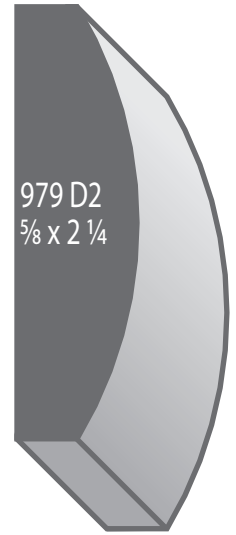
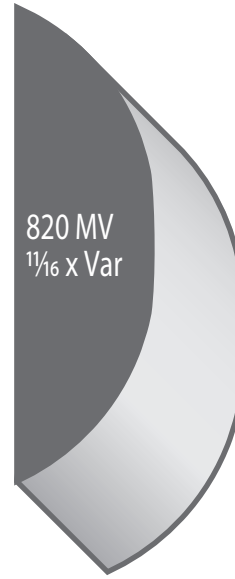
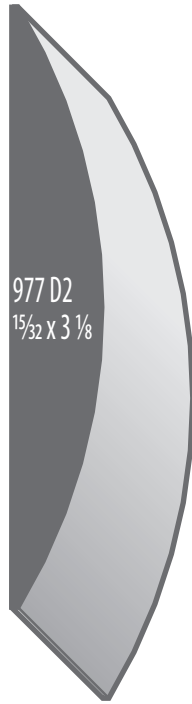
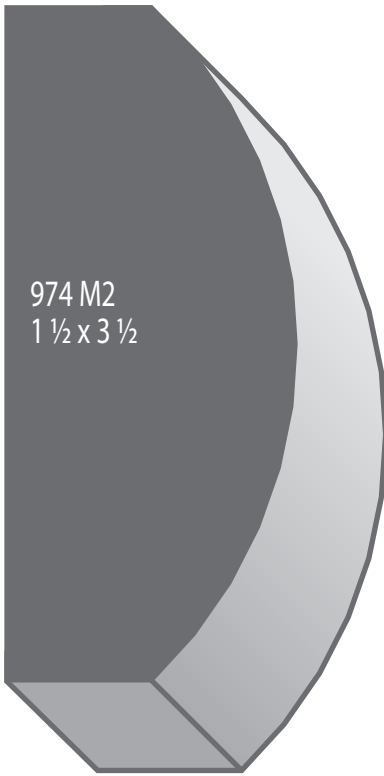








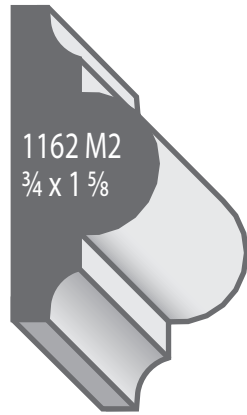
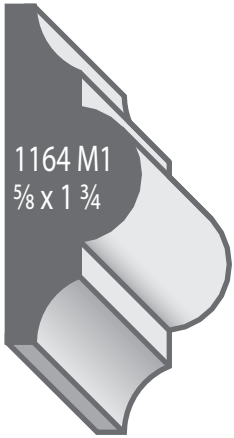




SYMMETRICAL CHAIR RAIL

E-5







MISCELLANEOUS PROFILES

